

MAB iBanking

E-Token

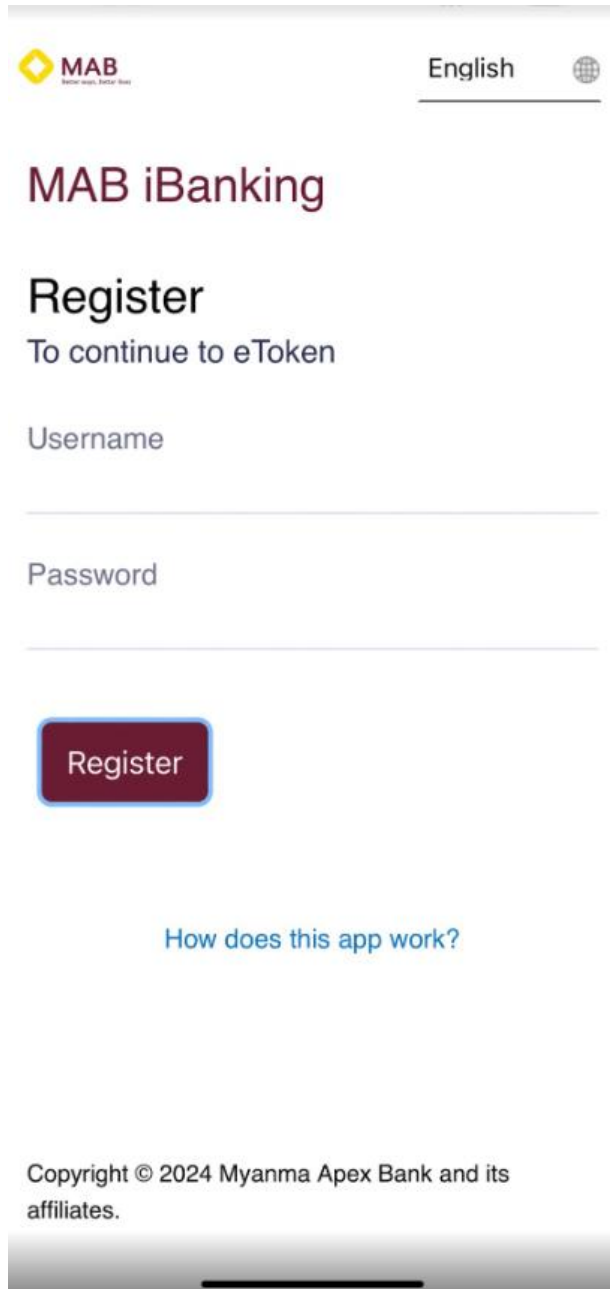
User Guide

MAB iBanking eToken

- In upgraded iBanking system, eToken App (software token) can be used for two-factor authentication in making transactions instead of RSA Token device.
- It can be simply downloaded from application stores and will be available for iOS and Android devices.
- In order to use eToken, the user needs to register first in application with iBanking's credential, and then set up a PIN for quick login onwards.
- The application will generate the code for transactions and a particular code is valid for 30 seconds.
- For PIN login, maximum attempts are allowed in 3 times. Otherwise, the registration process requires for security purpose.
- Multiple users can use in one application and the users are removable too.
- The same user registration on multiple devices is not allowed. The user can use only one device at a time. In addition, the latest device registration will be valid.

To use the e-Token app,

1. Register in application with iBanking's credential
 - a. Enter Username and password
 - b. Click Register



The screenshot shows the MAB iBanking Register screen. At the top left is the MAB logo with the tagline "Better ways, better lives". At the top right, the word "English" is displayed next to a globe icon. Below this, the text "MAB iBanking" is shown in a large, dark font. Underneath, the word "Register" is prominently displayed, followed by the instruction "To continue to eToken". There are two input fields: "Username" and "Password", each with a horizontal line below it. A dark red button with the word "Register" in white text is positioned below the input fields. At the bottom of the screen, there is a link that says "How does this app work?". The footer contains the copyright notice: "Copyright © 2024 Myanmar Apex Bank and its affiliates." A horizontal line is visible at the very bottom of the screen, likely representing the home indicator on an iPhone.

2. Set up a PIN for quick login onwards

- a. Insert a PIN with 4 digits
- b. Click Continue

Set a PIN ● ● ○ ○

MAB iBanking

Set a PIN for faster login

Continue

Copyright ©2024 Myanmar Apex Bank and its affiliates.
All rights reserved.

>

3. Enter the PIN again for confirmation and Click Continue.

Set a PIN



MAB iBanking

Confirm PIN

Continue

Back




4. The application will generate the code for transactions and that code is valid for 30 seconds.

← eToken




Use this code to complete your current transaction

641976



5. Multiple users can add in one application and the users are removable too.

eToken 

MAB iBanking

Choose your login user name

HMMAKER

[Add another user](#)

[Remove User](#)

